

DTC	P0773	Shift Solenoid "E" Electrical
-----	-------	-------------------------------

## CIRCUIT DESCRIPTION

The shift solenoid valve SL is turned ON and OFF by signals from the ECM to control the hydraulic pressure acting on the lock-up relay valve, which then controls operation of the lock-up clutch.

DTC No.	DTC Detecting Condition	Trouble Area
P0773	<p>Either 1. or 2. is detected for 1 time (2 - trip detection logic).</p> <ol style="list-style-type: none"> <li>1. Solenoid resistance is <math>8\ \Omega</math> or less (short circuit) when the solenoid is energized.</li> <li>2. Solenoid resistance is <math>100\ k\Omega</math> or more (open circuit) when the solenoid is not energized.</li> </ol>	<ul style="list-style-type: none"> <li>• Open or short in shift solenoid valve SL circuit</li> <li>• Shift solenoid valve SL</li> <li>• ECM</li> </ul>

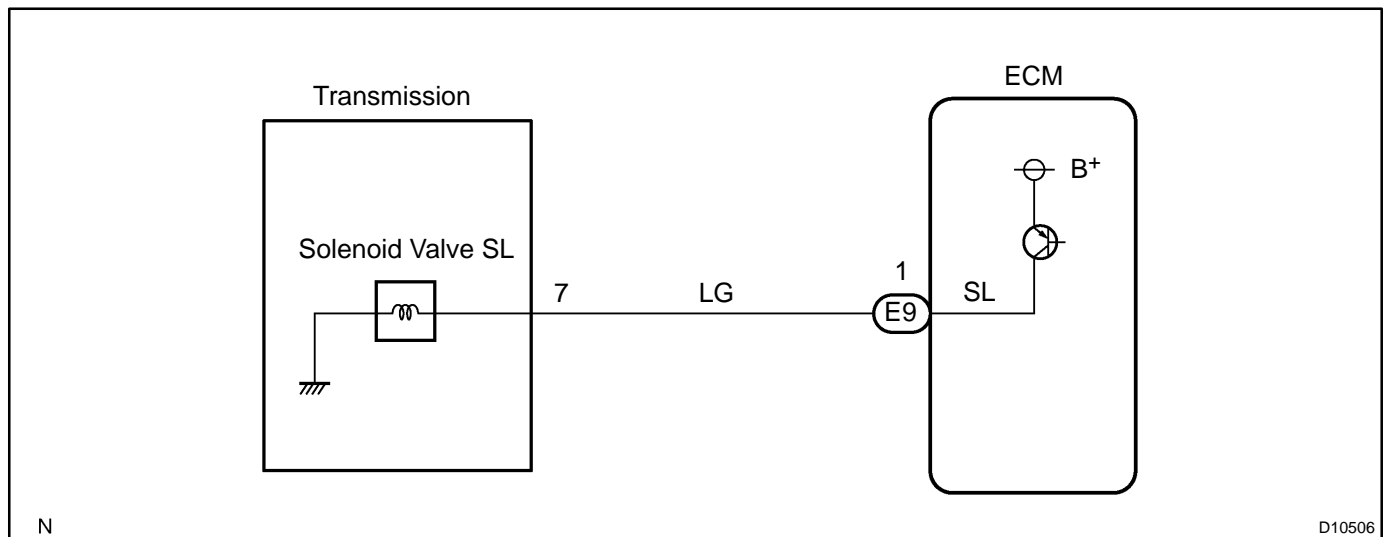
Fail safe function

If the ECM detects a malfunction, it turns the shift solenoid valve SL OFF.

HINT:

Check the shift solenoid valve SL when DTC P0773 (Shift Solenoid "E" Electrical) is output.

## WIRING DIAGRAM

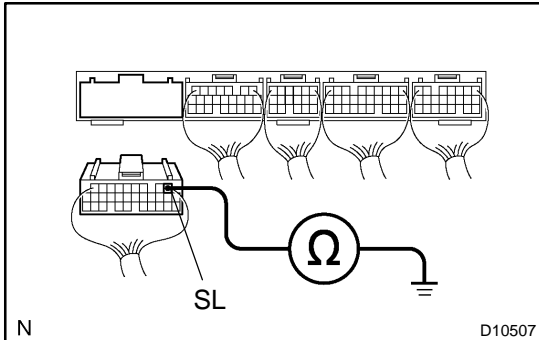


N

D10506

## INSPECTION PROCEDURE

- 1 Measure resistance between terminal SL of ECM and body ground.**

**PREPARATION:**

Disconnect the connector from the ECM.

**CHECK:**

Measure resistance between terminal SL of ECM and body ground.

**OK:**

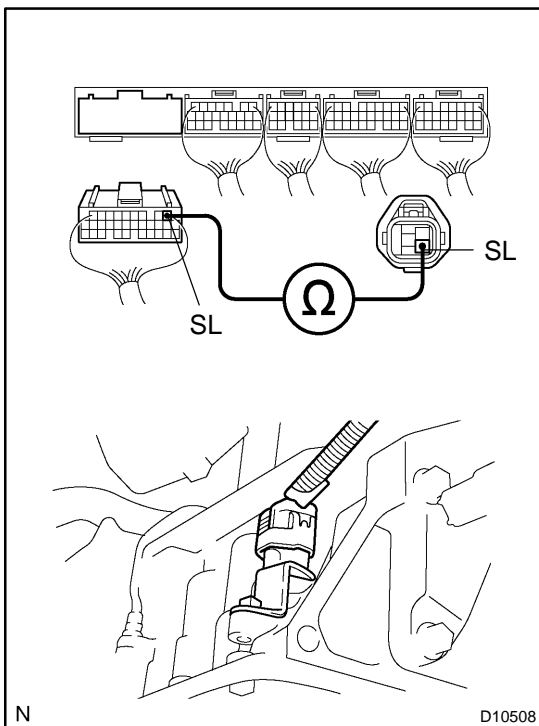
Resistance: 11 - 15  $\Omega$  at 20°C (68°F)

**OK**

Check and replace the ECM (See page [IN-28](#) ).

**NG**

- 2 Check harness and connector between ECM and automatic transmission solenoid connector.**

**PREPARATION:**

Disconnect the solenoid connector from the transmission.

**CHECK:**

Check the harness between terminal SL of ECM and terminal SL of transmission solenoid connector.

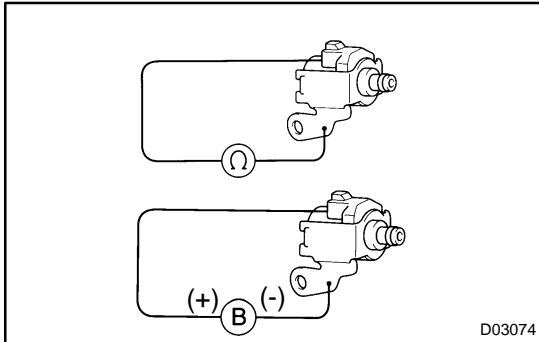
**OK:**

There is no open or short circuit.

**NG**

Repair or replace the harness or connector.

**OK**

**3 Check shift solenoid valve SL.****PREPARATION:**

- (a) Remove the oil pan.
- (b) Remove the shift solenoid valve SL.

**CHECK:**

- (a) Measure resistance between terminal SL of shift solenoid valve and solenoid body.
- (b) Connect positive (+) lead to terminal of solenoid connector, negative (-) lead to solenoid body.

**OK:**

- (a) Resistance: 11 - 15  $\Omega$  at 20°C (68°F)
- (b) The shift solenoid valve SL makes operation noise.

**NG****Replace the shift solenoid valve SL.****OK****Repair or replace the solenoid wire.**